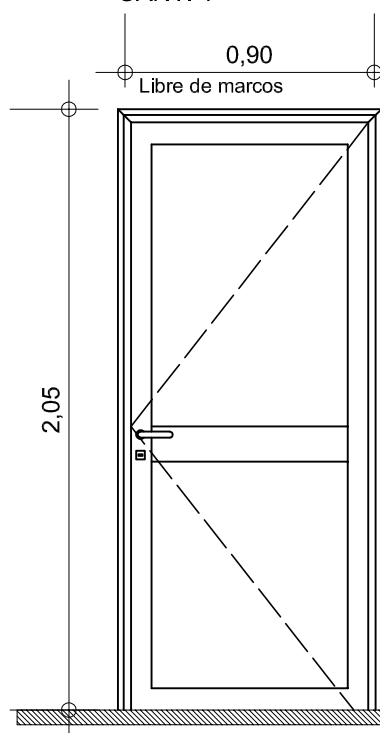


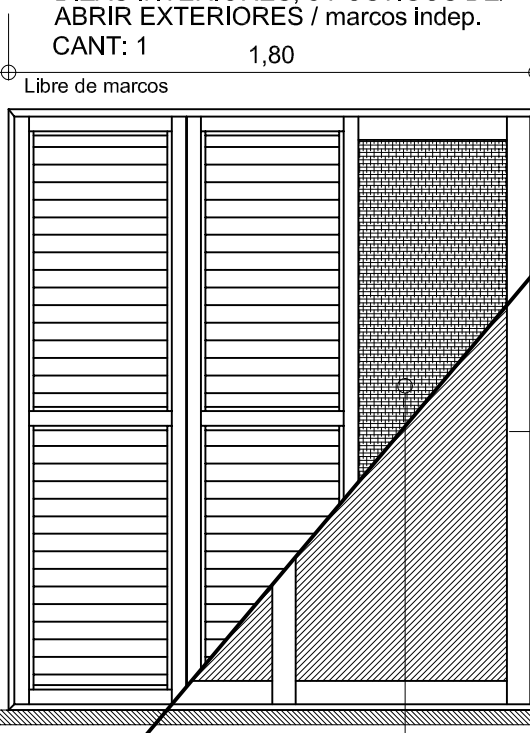
P1

PUERTA PPAL.
CANT: 1



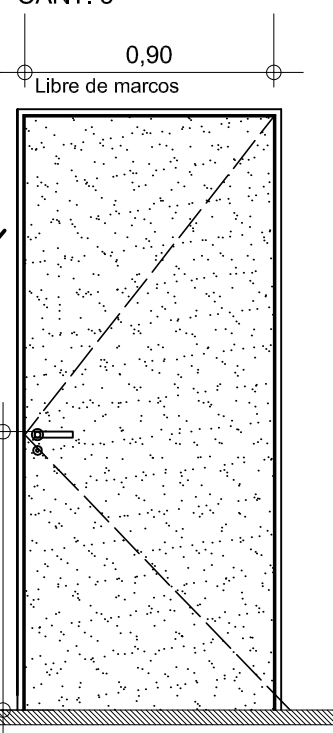
PV

PUERTA VENTANA 2 HOJAS CORRE/
DIZAS INTERIORES, 3 POSTIGOS DE/
ABRIR EXTERIORES / marcos indep.
CANT: 1



P2

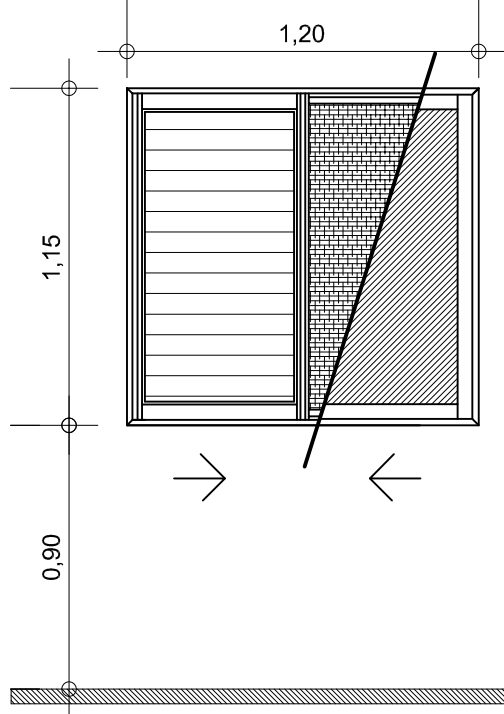
PUERTA PLACA
CANT: 3



Lleva hoja Mosquera de aluminio
corrediza.

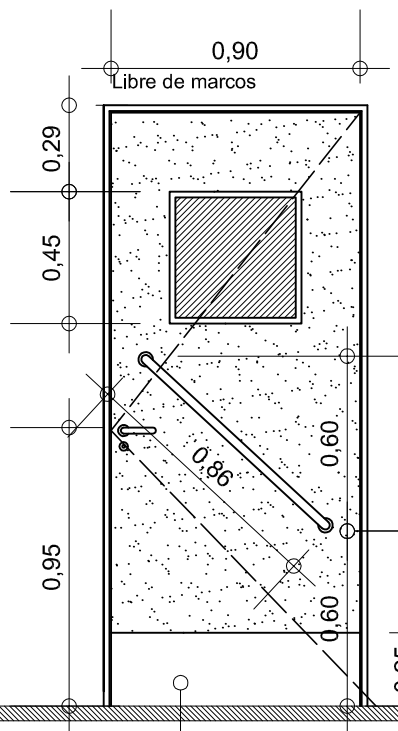
V1

VENTANA
CANT: 3



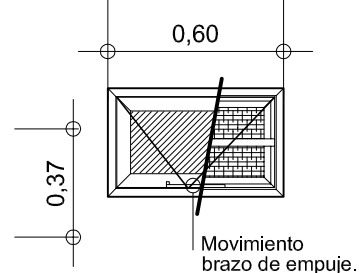
P3

PUERTA PLACA BAÑO
CANT: 1



V3

VENTILUZ BAÑO
CANT: 1



Movimiento
brazo de empuje.

Nivel de piso Interior

PLANO:
DESARROLLO DE ABERTURAS

PROTOTIPO Viv. Compacta adaptada para Discapacitados Motrices

V.C.D.

VIVIENDA COMPACTA

10

D.P.V y U.